

Export Infrastructure

Let's Go! Tanker Stocks Rip As Cosco Supply Catalysts Put Rates In Overdrive

Well, That Escalated Quickly...When we relaunched Tanker coverage at Webber R|A last week, our central theme was that **we were staring at the strongest Tanker market dynamics in a decade**, with US sanctions on two Cosco subsidiaries potentially adding an exogenous supply side shock to jumpstart a ramp in rates and profitability. Well a week later, Tanker rates are at 5-year highs...just like we drew it up! All kidding (and fortunate timing) aside, we haven't seen *this kind of rate upside* (both absolute level and velocity) in the better part of a decade, and it underscores just how tight the market can get when owners, charterers, and traders are this off-balance. Scrubber installations, Cosco sanctions, and the subsequent, pre-emptive *grey listing* of tonnage that may have "problematic charter history" by some majors have combined to give owners the kind of cycle-defining momentum that may have us look back on Q419/2020 in the same vain as '07-09. We remain buyers of the tanker group, specifically **EURN, DHT, FRO, & ASC**.

Why Are Tanker Rates Up? Charterers continue to avoid Cosco tankers, effectively removing/isolating ~5.4% of the VLCC fleet from most operations. Rates were already on the rise as refinery maintenance season winds down, IMO 2020 prep ramps, and ongoing scrubber retrofitting programs continue to take tonnage off the water. The additional sanctions-driven supply shock has sent rates, and equities, through the roof – since our 10/1 launch, our crude tanker coverage (**DHT, EURN, FRO** - all Outperform) is up ~**16%** while our product tanker coverage (**ASC** - Outperform) is up ~**24%**. Ordinarily, we'd pump the brakes a bit...but as the market inevitably begins to entertain the sustainability of this rare rally, we believe there are enough pieces of **exogenous* and structural support that Tanker equities may actually get the benefit of the doubt.

*Considering that the market typically keeps the Tanker names on a short leash, we think it's important that the primary catalysts for the group are coming from *outside* sources (IMO 2020/regulatory, Cosco Sanctions/geopolitical), as they may give the *long tanker trade* a bit more traction.

Cosco's Secrecy Adds A Dramatic Flare: It doesn't take much searching to conclude the makeup of Cosco Dalian's fleet is hazy at best. General consensus among trade press points to roughly **50** vessels directly tied to the two sanctioned entities, Cosco Shipping Tanker (Dalian) Co. and Cosco Shipping Tanker (Dalian) Seaman & Ship Management Co., but it's unclear what direct ownership looks like (Figure 1). Cosco Dalian owns 17 vessels (7 VLCCs, 1 Suezmax, 3 Aframax, 1 Handysize Chemical Tanker, and 5 Handysize LPG Carriers), however Cosco has not provided any clarification on the matter. Through all the murkiness, one thing is clear - the Cosco web is expansive/sticky and customers appear to be taking all steps necessary to avoid getting caught in it, and without clarification from Cosco as to which vessels have been blacklisted, those steps

Please see important disclosures at the end of this report.

October 9, 2019

Export Infrastructure

Michael Webber, CFA

646-993-0693

michael.webber@webberresearch.com

Greg Wasikowski, CFA

646-993-0694

greg.wasikowski@webberresearch.com

Chris Tsung, CFA

646-998-8290

chris.tsung@webberresearch.com

...continued

seem to include avoiding all Cosco-related tankers - that's ~5.4% of the VLCC fleet (roughly equivalent to EURN's *entire* VLCC fleet) being sent to the penalty box (Figure 2).

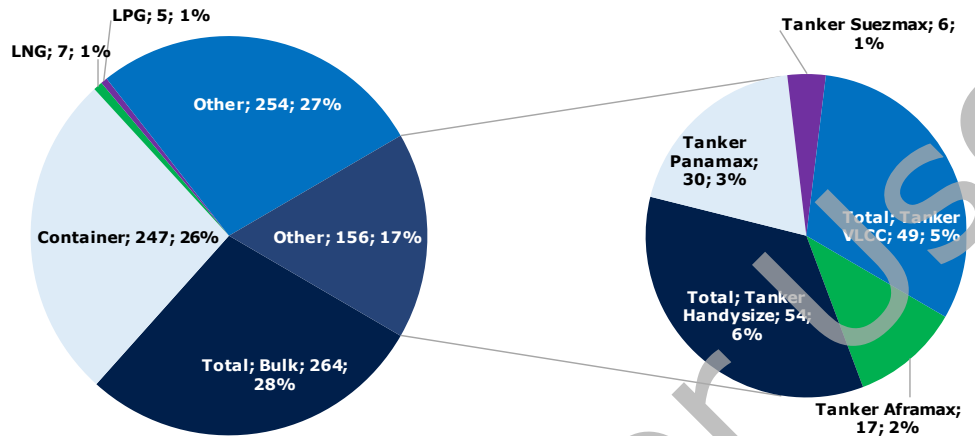
Crude Tanker Rates Reach 2015 Levels: VLCC time charter equivalent (TCE) rates ended the week at ~\$86k/day (+71% w/w and +277% m/m), while this week Poten reported the MEG-Asia route broke \$120k/day, which would surpass 2015 record levels. Suezmax and Aframax rates jumped so high we had to adjust the maximums on our charts for the first time in 5 years (Figures 3-7). Suezmax TCEs ended the week at ~\$68k/day (+172% w/w and +326% m/m) while Aframax rates ended the week at ~\$51k/day (+56% w/w and +182% m/m).

Product Tanker Rates Slightly Lagged: MR TCEs ended the week at ~\$11k/day (+31% w/w but -6% m/m), with the volumes being somewhat capped by trailing refinery maintenance. We expect to see continued improvement in MR rates through Q4 as product inventories start to build, IMO 2020 tailwinds begin to take hold in crude/product tanker markets, and refinery maintenance slows through mid-October. We're also keeping an eye on LR2 conversions - our channel checks suggest 10-15 LR2s were converted from clean to dirty last week.

TGP In The Wrong Place At The Wrong Time: The counterpart in **TGP's** Yamal LNG JV is China LNG Shipping (CLNG), which is 50% owned by Cosco Dalian. While CLNG is not listed on the OFAC order, Cosco Dalian's 50% ownership qualifies CLNG and the Yamal LNG JV as "Blocked Persons" under OFAC rules. The long-term effects are still to be determined - but considering a capital commitment for 50% interest in 6 vessels at \$350MM each, we expect "what's happening with COSCO/Yamal?" to dominate most of the **TGP** narrative this fall, even though given the dynamics, we're not expecting much commentary from the company until it's resolved (Teekay cancelled their 10/2 Investor Day).

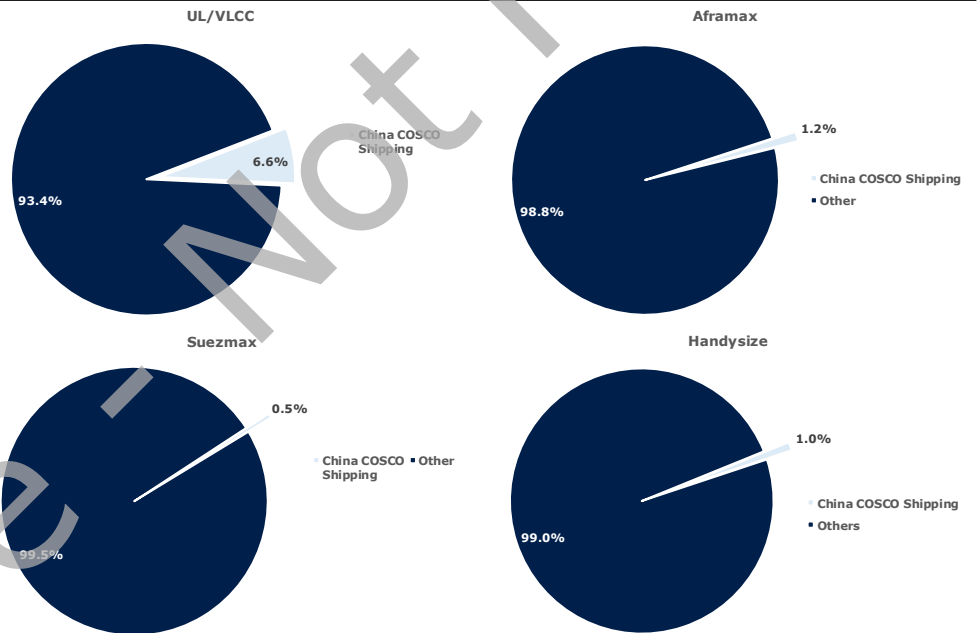
That said, we think there's probably a more workable solution (moving ownership stakes below the relevant threshold, etc.). The Chinese would be incentivized to keep that project and marine services on schedule, as it lessens its dependence on swing producers (US, etc.) for seasonal volumes, and given its ownership via state-owned entities (CNPC 20% and Silk Road Fund 9.9%). Our biggest concern is around the lending banks or shipyards (DSME) holding back funds/work until there's clarity - which could push back delivery services for the latter stages of the project. Novatek said even if the 5 Cosco/TGP Arc7 vessels are hit by US sanctions, it could still operate the Yamal LNG facility at full capacity via ship-to-ship transfers in Norway or NW Russia, but finding progress towards some sort of agreement is undoubtedly the more desirable solution - CNPC recently pulled out of the South Pars gas field development project in Iran, but we think any impactful solution is more likely measured in months. We'll see...

Figure 1. Cosco Group Total Fleet Breakout



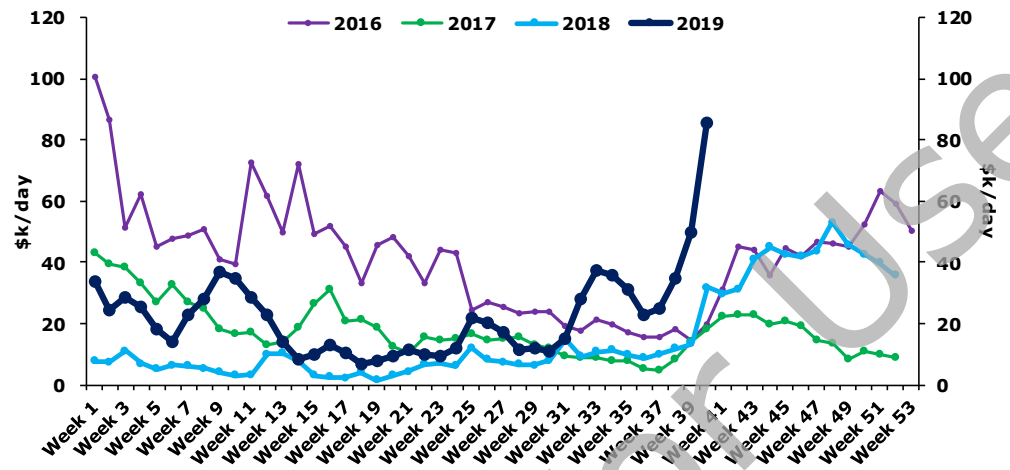
Source: Webber Research & Advisory, LLC, Clarksons

Figure 2. Cosco Group Ownership As % Of Total Fleet By Segment



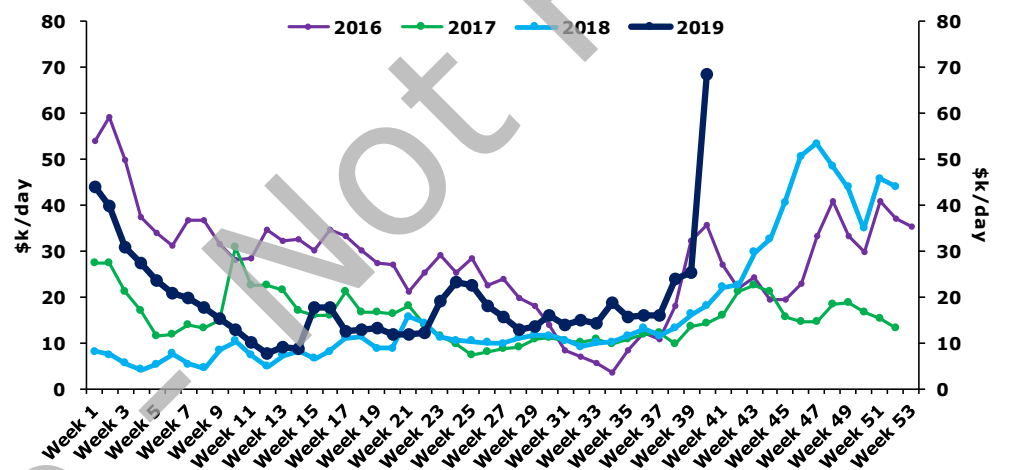
Source: Webber Research & Advisory, LLC, Clarksons

Figure 3. VLCC Average Earnings Modern (Selected Routes 2016-2019)



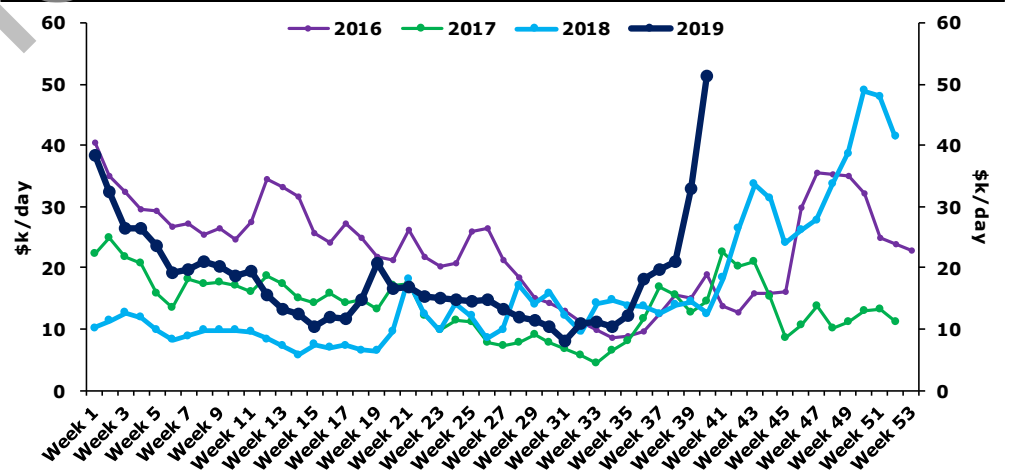
Source: Webber Research & Advisory, LLC, Clarksons

Figure 4. Suezmax Average Earnings Modern (Selected Routes 2016-2019)



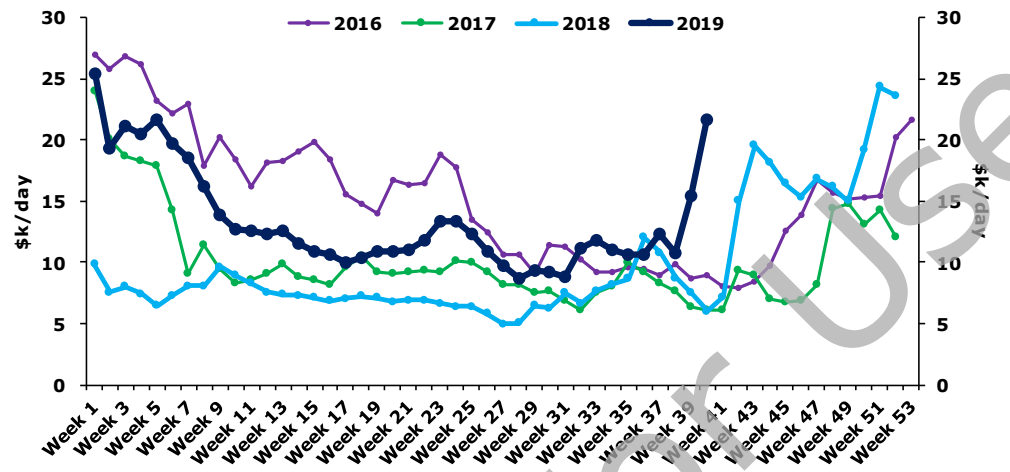
Source: Webber Research & Advisory, LLC, Clarksons

Figure 5. Aframax Average Earnings Modern (Selected Routes 2016-2019)



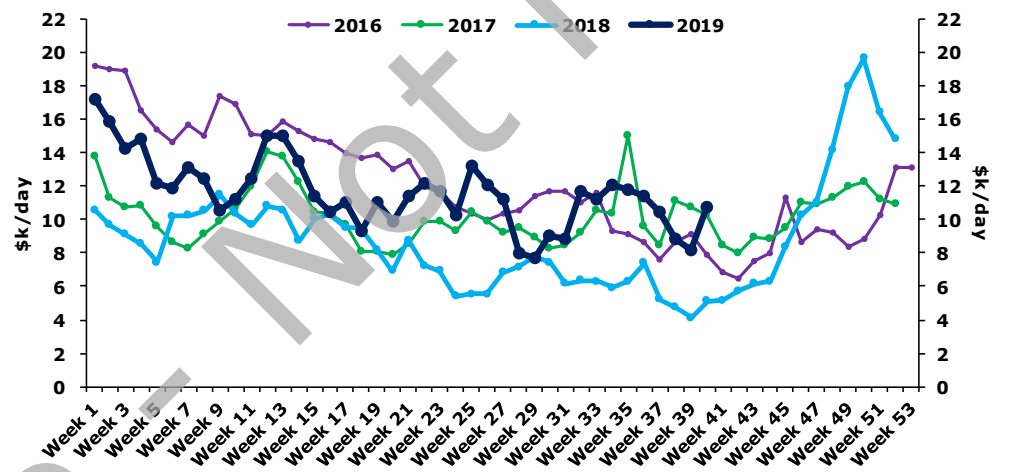
Source: Webber Research & Advisory, LLC, Clarksons

Figure 6. Panamax Average Earnings Modern (Selected Routes 2016-2019)



Source: Webber Research & Advisory, LLC, Clarksons

Figure 7. MR (Handymax) Average Earnings Modern (Selected Routes 2016-2019)



Source: Webber Research & Advisory, LLC, Clarksons

Important Disclosures, Disclaimers and Limitations of Liability

Certification. The views expressed herein reflect the personal views of the research analyst(s) on the subject securities or issuers referred to. No part of any Webber Research & Advisory LLC ("Webber") research analyst's compensation is or will be directly or indirectly related to the specific recommendations or views expressed.

This publication has been reviewed by Webber in order to verify compliance with Webber's internal policies on timeliness, against insider trading, disclosures regarding ratings systems, conflicts, and disciplinary matters.

No Advice or Solicitation. Webber is an independent research provider and is not a member of the FINRA or the SIPC and is not a registered broker-dealer or investment adviser. The reader acknowledges the following: (1) you are capable of making your own investment decisions and are not doing so in reliance of the content provided in this document; (2) neither Webber or any individual author of this material is recommending or selling any securities to you; and (3) the content contained herein has not been tailored to any person's specific investment objectives and is not intended or provided as investment advice.

The information contained herein is not intended to be an inducement, invitation or commitment to purchase, provide or sell any securities, or to provide any recommendations on which individuals should rely for financial, securities, investment or other advice or to make any decision. Information herein is for informational purposes only and should not be construed by a potential subscriber as a solicitation to effect or attempt to effect transactions in securities, or the rendering of personalized investment advice for compensation. Webber will not render specific investment advice to any individual or company and the content contained herein has not been tailored to the individual financial circumstances or objectives of any recipient. The securities and issuers discussed herein may not be suitable for the reader.

Webber recommends that readers independently evaluate each issuer, security or instrument discussed herein and consult any independent advisors they believe necessary prior to making any investment decisions. Investment decisions should be made as part of an overall portfolio strategy and you should consult with professional financial, legal and tax advisors prior to making any investment decision.

For Informational Purposes Only. This publication is provided for information purposes only, is not comprehensive and has not been prepared for any other purpose. All information contained herein is provided "as is" for use at your own risk. The views and information in this publication are those of the author(s) and are subject to change without notice. Webber has no obligation and assumes no responsibility to update its opinions or information in this publication. The information contained in this publication whether charts, articles, or any other statement or statements regarding market, stocks or other financial information has been obtained from sources that Webber believes to be reliable, however Webber does not represent, warrant or guarantee that it is accurate, complete or timely. Nothing herein should be interpreted to state or imply that past results are an indication of future performance.

Rating System. Webber uses an absolute rating system which rates the stocks of issuers as Buy, Sell, or Hold (see definitions below) backed by a 12 Month price target. Each analyst has a single price target on the stocks that they cover. The price target represents that analyst's expectation of where the stock will trade in the next 12 months. Upside/downside scenarios, where provided, represent identified potential upside/potential downside to each analyst's price target over the same 12-month period. Buy - Current stock price generally represents upside to our 12-month price target of 20%+. Sell - Current stock price generally represents downside to our 12-month price target of 20%+. Hold - Current stock generally represents limited opportunities on both the long and short side over 12-month period.

The entire contents of this publication should be carefully read, including the definitions of all ratings. No inferences of its contents should be drawn from the ratings alone.

Disclaimer Regarding Forward Looking Statements. The information herein may include forward looking statements which are based on our current opinions, expectations and projections. All ratings and price targets are subject to the realization of the assumptions on which analyst(s) based their views. The assumptions are subject to significant uncertainties and contingencies which may change materially in response to small changes in one or more of the assumptions. No representation or warranty is made as to the reasonableness of the assumptions that contributed to the rating or target price or as to any other financial information contained herein. Webber undertakes no obligation to update or revise any forward looking statements. Actual results could differ materially from those anticipated in any forward looking statements. Nothing herein should be interpreted to state or imply that past results or events are an indication of future performance.

IRS Circular 230 Prepared Materials Disclaimer. Webber does not provide tax advice and nothing contained herein should be construed to be tax advice. Please be advised that any discussion of U.S. tax matters contained herein (including any attachments) (i) is not intended or written to be used, and cannot be used, by you for the purpose of avoiding U.S. tax-related obligations or penalties; and (ii) was written to support the promotion or marketing of the transactions or other matters addressed herein. Accordingly, you should seek advice based on your particular circumstances from an independent tax advisor.

No Warranties. Webber disclaims to the fullest extent permitted by law any warranties and representations of any kind, whether express or implied, including, without limitation, warranties of merchantability or fitness, for any purpose and accuracy or for any other warranty which may otherwise be applicable or created by operation of law, custom, trade usage or course of dealings. Webber makes no representation that (i) the content will meet your requirements, (ii) the content will be uninterrupted, timely, secure, or error free, or (iii) the information that may be obtained from the use of the content (including any information and materials herein) will be compliant, correct, complete, accurate or reliable. THERE ARE NO WARRANTIES EXPRESSED OR IMPLIED, AS TO ACCURACY, COMPLETENESS, OR RESULTS OBTAINED FROM ANY INFORMATION.

Disclaimer of Liability. We shall not accept any liability with respect to the accuracy or completeness of any information herein, or omitted to be included herein, or any information provided, or omitted to be provided, by any third party. We shall not be liable for any errors or inaccuracies, regardless of cause, or the lack of timeliness, or for any delay, error or interruption in the transmission thereof to the user. TO THE FULLEST EXTENT PERMITTED BY LAW IN YOUR JURISDICTION, IN NO EVENT SHALL WEBBER BE LIABLE FOR ANY DIRECT, INDIRECT, CONSEQUENTIAL PUNITIVE, SPECIAL OR INCIDENTAL OR OTHER DAMAGES ARISING OUT OF THE CONTENT.

Reproduction and Distribution Strictly Prohibited. © Copyright Webber Research & Advisory LLC. No part of this publication or its contents may be downloaded, stored in a retrieval system, further transmitted, or otherwise reproduced or redistributed in any manner without the prior written permission of Webber. The contents herein are directed at, and produced for the exclusive use of Webber clients and intended recipients. No license is granted to Webber clients and/or the intended recipient Webber will not treat unauthorized recipients of this publication as its clients.